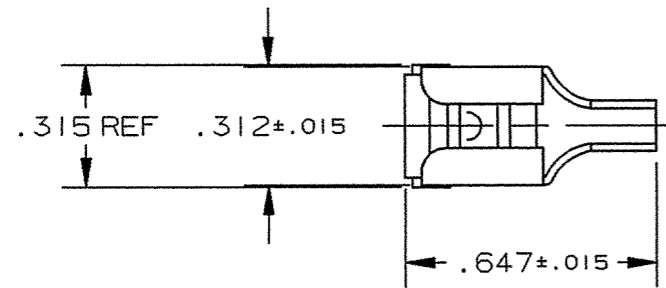


DEPT	
1	1
2	
3	
4	2
5	
6	
7	
8	
9	
10	
11	
12	
NC	
JZ	

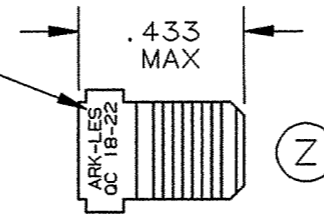
PART NAME: PIGGY-BACK TERMINAL

PART NO: 3000H 121/-6-2

PART NUMBER	MATERIAL	FINISH
3000H 121A-6-2	.020 BRASS	PRETINNED
3000H 121AB-6-2	.020 BRASS	NONE



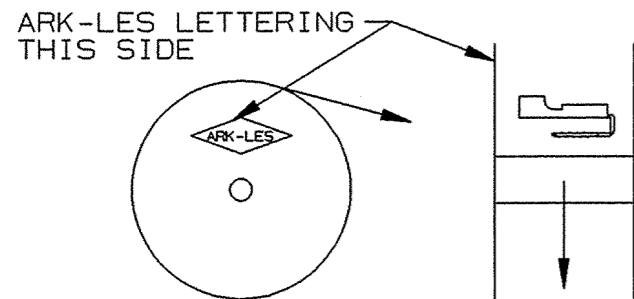
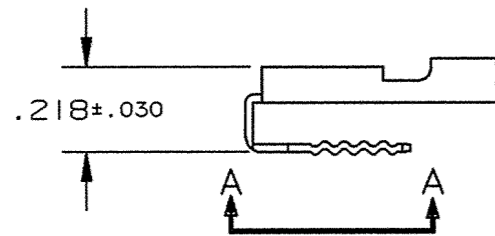
ARK-LES & Q.C. TO BE DIE STAMPED APPROX. AS SHOWN



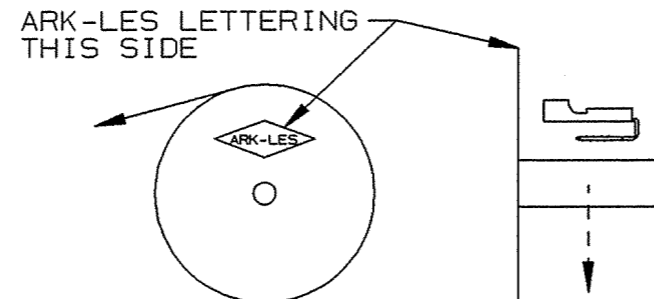
VIEW A-A

NOTES:

1. TO ACCEPT A .250 X .032 MALE TAB. AND STANDARD .250 FEMALE QUICK CONNECT.
2. TO ACCOMMODATE #18-#22 GAUGE WIRE.
3. RECOMMENDED STRIP LENGTH: $7/32 \pm 1/32$.
4. INSERTION/WITHDRAWAL FORCES TO COMPLY WITH UL 310.
5. FOR LOOSE PIECE PARTS ADD SUFFIX "-1" TO PART NUMBER (i.e. 3000H 121A-6-2-1).
6. FOR REVERSE WOUND TERMINALS ADD SUFFIX "R" TO PART NUMBER (i.e. 3000H 121A-6-2R).

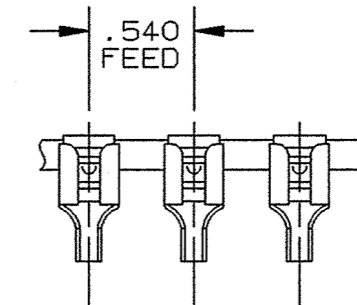


STANDARD REELING
(I.E. 3000H 121A-6-2)



REVERSE REELING
(I.E. 3000H 121A-6-2R)

ARK-LES
UNCONTROLLED



FABRICATED TERMINAL STRIP

SCALE 1:1

REELING DIAGRAMS

			PROD. REL.	PERJB		TOLERANCES UNLESS OTHERWISE SPECIFIED:
			QUOTE REL.			DECIMALS ±.010 METRIC ±0.25mm ANGLES ±1°
			DR: R. TASTULA	1/28/03		MATERIAL: SEE TABLE
			CHK'D: R.W.T.	1-28-03		FINISH: SEE TABLE
			APP: <i>[Signature]</i>	1-31-03		PART NO: 3000H 121/-6-2
Z	REVISED, REV. Z WAS S PER ECR #12451	1/28/03	RT	SUPERCEDES DWG. DATED: 6/23/98		
REV.	DESCRIPTION	DATE	DR.	SCALE: 2:1	CAD NO: BT00084	

ORIGINAL IF RED