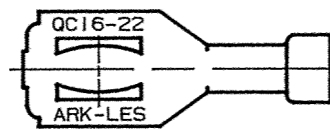
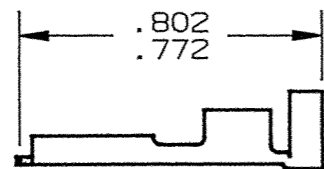
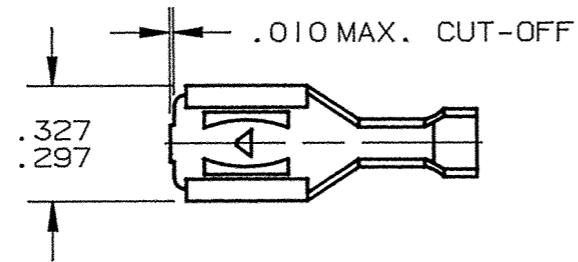


DEPT	
1	1
2	
3	
4	3
5	
6	
7	
8	
9	
10	
11	
12	
NC	
JZ	

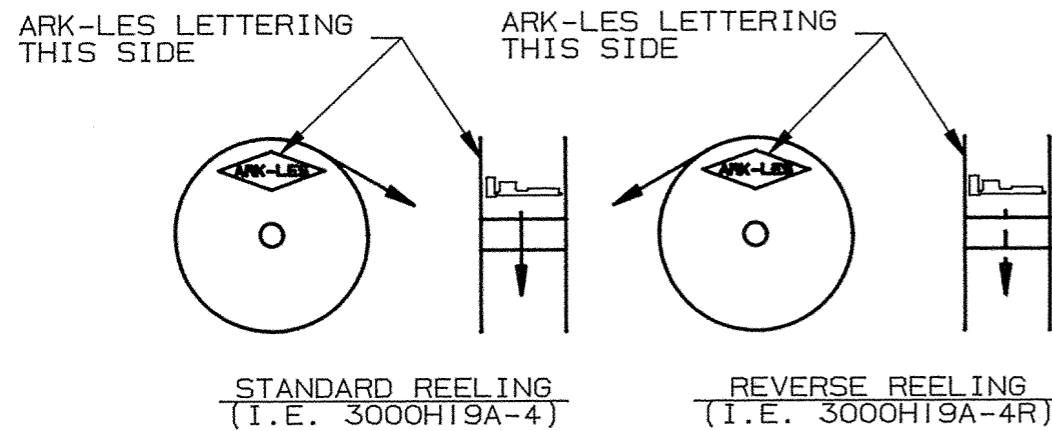
PART NAME: FEMALE TERMINAL

PART NO: 3000H19/-4

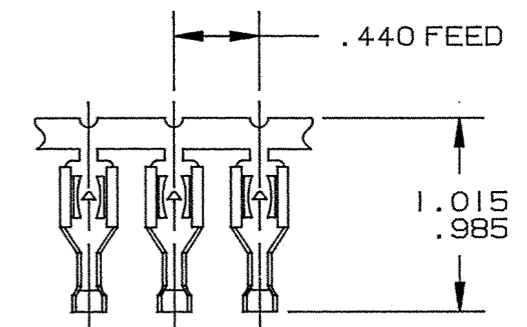
PART NUMBER	MATERIAL	FINISH	Q.C. STAMP
3000H19A-4	.020 ±.001 THK. BRASS PRETINNED	SEE MAT'L	YES
3000H19AB-4	.020 ±.001 THK. BRASS	NONE	YES
3000H19AC-4	.020 ±.001 THK. BRASS	SILVER PLATE	YES



- NOTES:
- TO FIT STANDARD .250 X .032 MALE TAB.
 - TO ACCEPT #16-#22 GAUGE WIRE.
INSULATION RANGE: .075-.125 DIA.
 - RECOMMENDED STRIP LENGTH: 7/32 ±1/32
 - FOR PARTS LESS DIMPLE ADD SUFFIX "-3" TO PART NUMBER. (I.E. 3000H19A-4-3)
 - FOR REVERSE REELING ADD SUFFIX "R" TO PART NUMBER AS SHOWN.
 - FOR TERMINALS LOOSE PIECE ADD SUFFIX "-1" TO PART NUMBER. (I.E. 3000H19A-4-1)
 - INSERTION/WITHDRAWAL FORCES TO BE AS FOLLOWS WHEN USING MALE TEST TAB 3000M68H-1.
 - 1ST INSERTION: 12.0 LBS MAX.
6.0 LBS MIN.
 - 1ST WITHDRAWAL: 17.0 LBS MAX.
6.0 LBS MIN. AVERAGE
4.0 LBS MIN. INDIVIDUAL
 - 6TH WITHDRAWAL: 5.0 LBS MIN. AVERAGE
4.0 LBS MIN. INDIVIDUAL



REELING DIAGRAMS



ARK-LES
UNCONTROLLED FABRICATED TERMINAL STRIP

SCALE: FULL

				PROD. REL.	79246	9/20/63	BA	TOLERANCES UNLESS OTHERWISE SPECIFIED:		
				QUOTE REL.	79246	9/20/63	BA	DECIMALS ±.010	METRIC ±0.25mm	ANGLES ±1°
				DR:	R. TASTULA	5/18/95		MATERIAL: SEE TABLE		
				CHK'D:	R.W.T.	5-22-95		FINISH: SEE TABLE		
				APP:	cor	9-63-95		PART NO: 3000H19/-4		
W	REVISED & REDRAWN PER ECR #10434	5/18/95	RT	SUPERCEDES DWG. DATED:	6/3/92					
REV.	DESCRIPTION	DATE	DR.	SCALE: 2:1	CAD NO: BT00030					

ORIGINAL IF RED