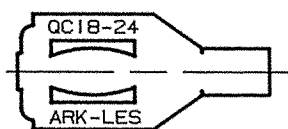
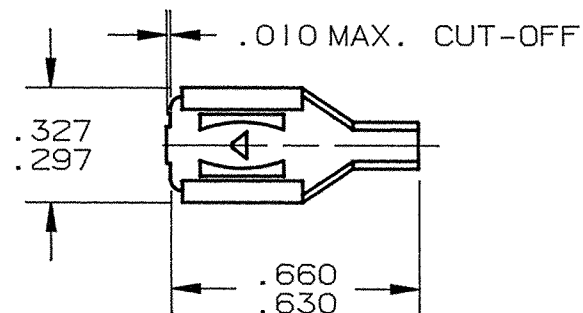


DEPT	
1	1
2	
3	
4	3
5	
6	
7	
8	
9	
10	
11	
12	
NC	
JZ	
DW	

PART NAME: FEMALE TERMINAL

PART NO: 3000H19/6-2

PART NUMBER	MATERIAL	FINISH	Q.C. STAMP
3000H19A-6-2	.020 ±.001 THK. BRASS PRETINNED	SEE MAT'L	YES
3000H19AB-6-2	.020 ±.001 THK. BRASS	NONE	YES



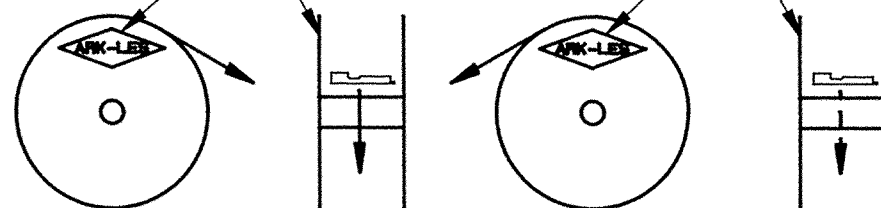
NOTES:

- TO ACCEPT A .250 X .032 MALE TAB.
- TO ACCOMMODATE #18-#22 GAUGE WIRE.
- RECOMMENDED STRIP LENGTH: 7/32 ± 1/32.
- FOR PARTS LESS DIMPLE ADD SUFFIX "-3" TO PART NUMBER. (i.e. 3000H19A-6-2-3)
- FOR REVERSE REELING ADD SUFFIX "R" TO PART NUMBER AS SHOWN.
- FOR LOOSE PIECE PARTS ADD SUFFIX "-1" TO PART NUMBER (i.e. 3000H19-6-2-1).
- INSERTION/WITHDRAWAL FORCES TO BE AS FOLLOWS WHEN USING MALE TEST TAB 3000M68H-1:
 - 1ST INSERTION: 12.0 LBS MAX.
6.0 LBS MIN.
 - 1ST WITHDRAWAL: 17.0 LBS MAX.
6.0 LBS MIN. AVERAGE
4.0 LBS MIN. INDIVIDUAL
 - 6TH WITHDRAWAL: 5.0 LBS MIN. AVERAGE
4.0 LBS MIN. INDIVIDUAL

ⓐ

ARK-LES LETTERING THIS SIDE

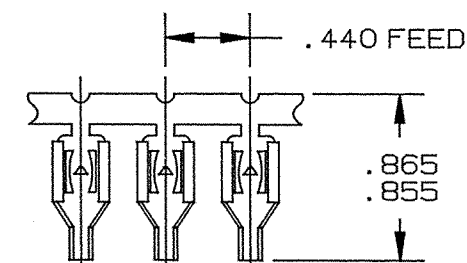
ARK-LES LETTERING THIS SIDE



STANDARD REELING
(I.E. 3000H19A-6-2)

REVERSE REELING
(I.E. 3000H19A-6-2R)

REELING DIAGRAMS



ARK-LES
UNCONTROLLED

FABRICATED TERMINAL STRIP

SCALE: FULL

PROD. REL.	DCR 753	3/17/76	RT	TOLERANCES UNLESS OTHERWISE SPECIFIED:		
QUOTE REL.				DECIMALS ±.010	METRIC ±0.25mm	ANGLES ±1°
DR:	R. TASTULA 4/5/95			MATERIAL: SEE TABLE		
CHK'D:	R.W.T. 4-7-95			FINISH: SEE TABLE		
APP:	COR 9-23-95			PART NO: 3000H19/6-2		
REV. G	REVISED & REDRAWN PER ECR #10434	4/5/95	RT	SUPERCEDES DWG. DATED: 6/5/92		
REV.	DESCRIPTION	DATE	DR.	SCALE: 2:1	CAD NO: BT00035	

ORIGINAL IF RED