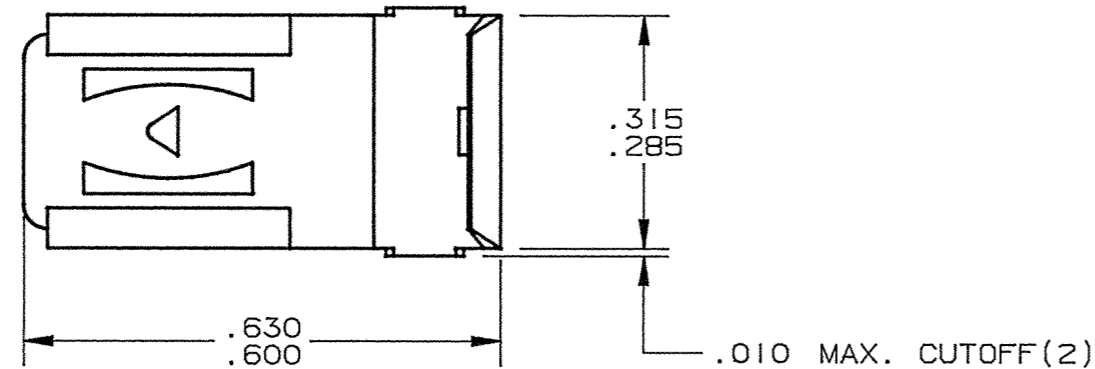


DEPT	
1	1
2	
3	
4	3
5	
6	
7	
8	
9	
10	
11	
12	
NC	
JZ	

PART NAME: FEMALE TERMINAL

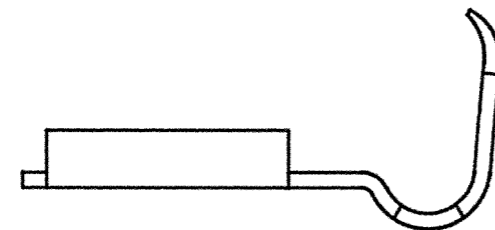
PART NO: 3000H4C/(59)

PART NUMBER	MATERIAL	FINISH
3000H4C(59)	.020±.001 THK BRASS PRETINNED	SEE MAT'L
3000H4CB(59)	.020±.001 THK BRASS	NONE

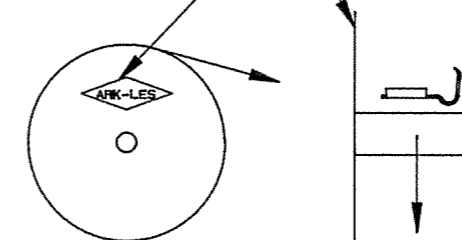


- NOTES:
1. TO ACCEPT A .250 X .032 MALE TAB.
 2. TO ACCOMMODATE #18-#12 GAUGE WIRE.
 3. RECOMMENDED STRIP LENGTH: 11/32 ± 1/32.
 4. FIRST INSERTION TO BE 5.0-9.0 LBS. WHEN USING TEST TAB P/N 3000M68H-1. ALL OTHER REQUIREMENTS ARE PER UL 310.
 5. FOR LOOSE PIECE PARTS ADD SUFFIX "-1K1" TO PART NUMBER (i.e. 3000H4C-1K1(59)).
 6. FOR STANDARD REELING SEE FIGURE 1.
 7. FOR REVERSE REELING ADD SUFFIX "R" TO PART NUMBER (i.e. 3000H4CR(59)). SEE FIGURE 2.

(AC)



ARK-LES LETTERING THIS SIDE



ARK-LES LETTERING THIS SIDE

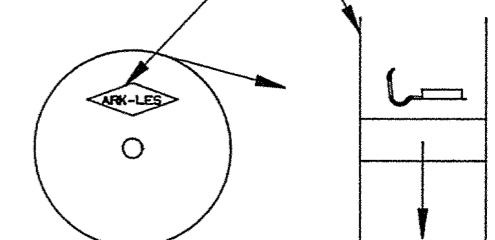
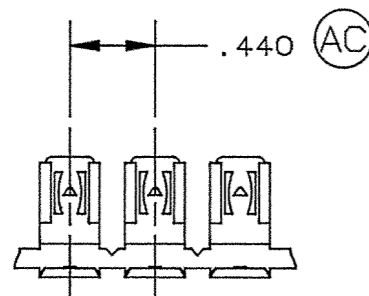


FIGURE 1
STANDARD REELING
(I.E. 3000H4C(59))

FIGURE 2
REVERSE REELING
(I.E. 3000H4CR(59))

ARK-LES
UNCONTROLLED

REELING DIAGRAMS



FABRICATED TERMINAL STRIP

SCALE 1:1

			PROD. REL.	JM 3186	7/13/93	RT	TOLERANCES UNLESS OTHERWISE SPECIFIED:
			QUOTE REL.				DECIMALS ±.010 METRIC ±0.25mm ANGLES ±1°
			DR:	B J CARUTHERS	11/18/94		MATERIAL: SEE TABLE
AD	REVISED PER ECR #11341	7/31/97	RT	CHK'D: R.W.T.	8-1-97		FINISH: SEE TABLE
AC	REVISED PER ECR #11308	6/19/97	RT	APP: COR	8-6-97		PART NO: 3000H4C/(59)
AB	REVISED & REDRAWN PER ECR #10354	11/18/94	BJC	SUPERCEDES DWG. DATED:	6/22/93		
REV.	DESCRIPTION	DATE	DR.	SCALE: 4:1	CAD NO: BT00071		

ORIGINAL