

DEPT	
1	1
2	
3	
4	3
5	
6	
7	
8	
9	
10	
11	
12	
NC	
JZ	

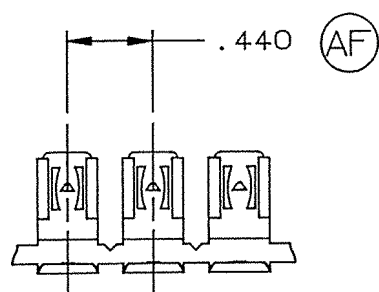
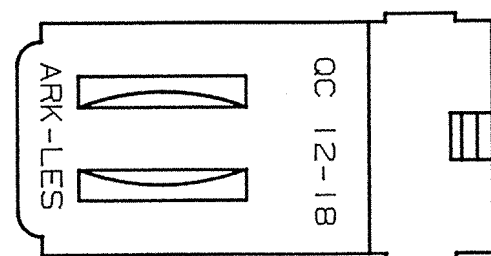
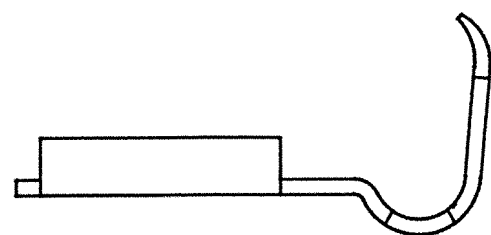
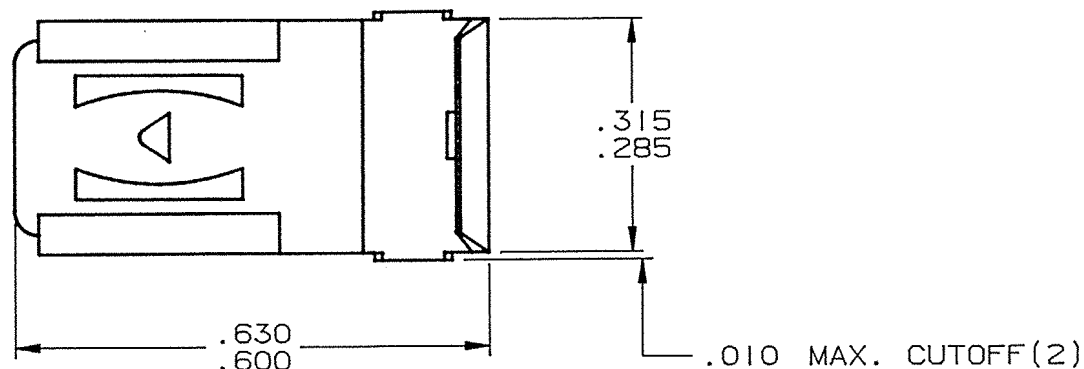
PART NAME:

FEMALE TERMINAL

PART NO:

3000H4C/

PART NUMBER	MATERIAL	FINISH
3000H4C	.020±.001 THK BRASS PRETINNED	SEE MAT'L
3000H4CB	.020±.001 THK BRASS	NONE
3000H4CD		SILVER PLATE



FABRICATED TERMINAL STRIP

SCALE 1:1

ARK-LES
UNCONTROLLED

NOTES:

- TO ACCEPT A .250 X .032 MALE TAB.
- TO ACCOMMODATE #18-#12 GAUGE WIRE.
- RECOMMENDED STRIP LENGTH: 11/32 ± 1/32.
- INSERTION/WITHDRAWAL FORCES TO BE AS FOLLOWS WHEN USING MALE TEST TAB 3000M68H-1.
 (AC) 1ST INSERTION: 12.0 LBS MAX.
 6.0 LBS MIN.
 1ST WITHDRAWAL: 17.0 LBS MAX.
 6.0 LBS MIN. AVERAGE
 4.0 LBS MIN. INDIVIDUAL
 6TH WITHDRAWAL: 5.0 LBS MIN. AVERAGE
 4.0 LBS MIN. INDIVIDUAL
- FOR LOOSE PIECE PARTS ADD SUFFIX "-IK1" TO PART NUMBER (i.e. 3000H4C-1K1).
- FOR STANDARD REELING SEE FIGURE 1.
- FOR REVERSE REELING ADD SUFFIX "R" TO PART NUMBER (i.e. 3000H4CR). SEE FIGURE 2.

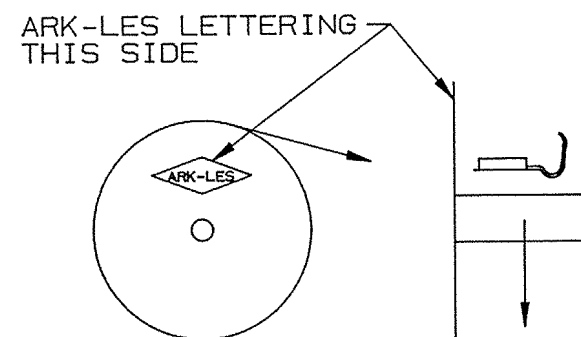


FIGURE 1
STANDARD REELING
(I.E. 3000H4C)

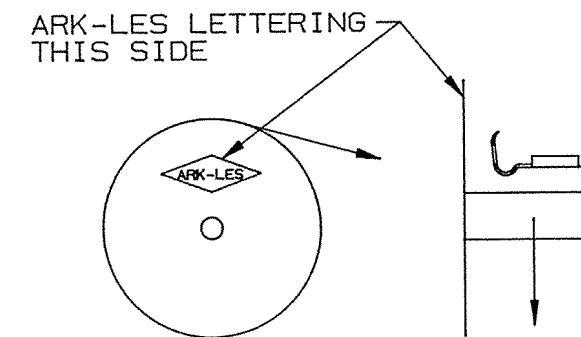


FIGURE 2
REVERSE REELING
(I.E. 3000H4CR)

AG	REVISED PER ECR •11341	7/31/97	RT	PROD. REL.	8/20/54	GN	TOLERANCES UNLESS OTHERWISE SPECIFIED:		
AF	REVISED PER ECR •11308	6/19/97	RT	QUOTE REL.	4/12/54	SED	DECIMALS ±.010	METRIC ±0.25mm	ANGLES ±1°
AE	REVISED PER ECR •11004	8/12/96	BJC	DR: B J CARUTHERS	11/18/94		MATERIAL: SEE TABLE		
AD	REVISED PER ECR •10938	6/10/96	RT	CHK'D: R.W.T.	8-1-97		FINISH: SEE TABLE		
AC	NOTE 4 REVISED PER ECR •10434	1/31/95	RT	APP: <i>Cor</i>	8-1-97		PART NO: 3000H4C/		
AB	REVISED & REDRAWN PER ECR •10354	11/18/94	BJC	SUPERCEDES DWG. DATED: 6/22/93					
REV.	DESCRIPTION	DATE	DR.	SCALE: 4:1	CAD NO: BT00070				

ORIGINAL