

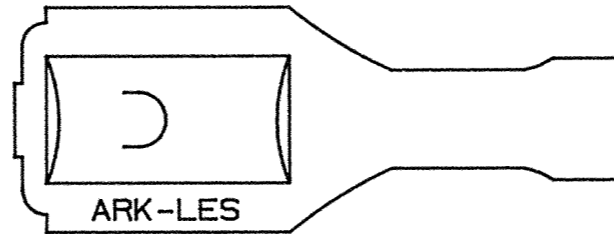
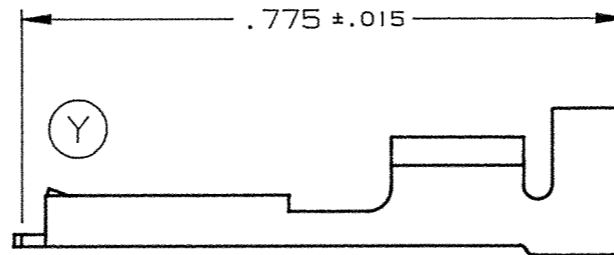
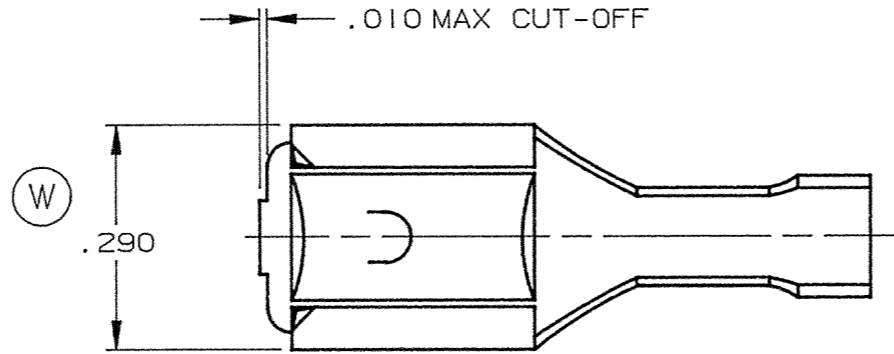
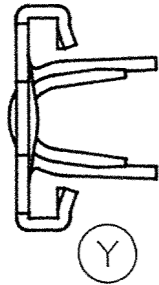
DEPT	
1	1
2	
3	
4	2
5	
6	
7	
8	
9	
10	
11	
12	
NC	
JZ	

PART NAME:

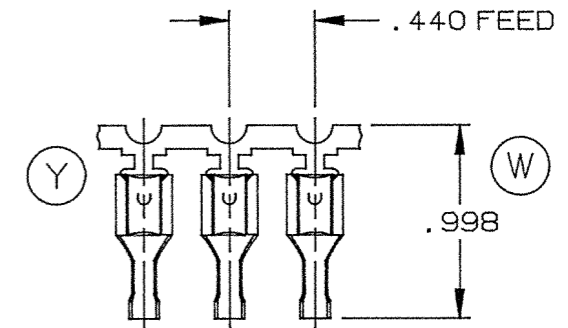
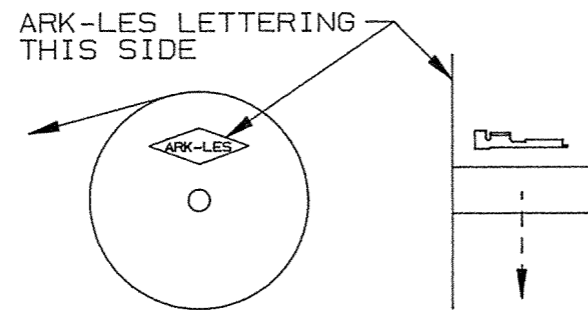
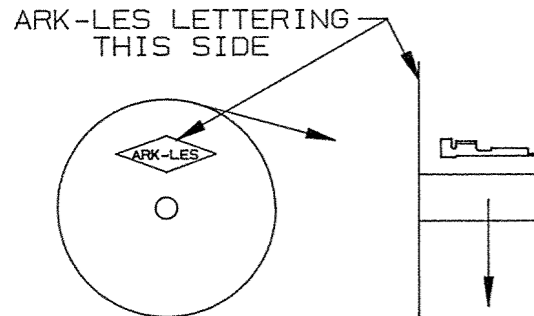
FEMALE TERMINAL

PART NO: 3000H63E/-4

PART NO.	MATERIAL	FINISH
3000H63E-4	.016 THICK BRASS	PRETINNED
3000H63EB-4	.016 THICK BRASS	NONE



- (W) NOTES:
1. TO ACCEPT A .250 X .032 MALE TAB.
  2. TO ACCOMMODATE #16 - #22 GAUGE WIRE.
  3. INSULATION DIAMETER RANGE: .075 - .125.
  4. RECOMMENDED STRIP LENGTH: 7/32 ± 1/32.
  5. INSERTION/WITHDRAWAL FORCES TO COMPLY WITH UL 310.
  6. FOR LOOSE PIECE PARTS ADD SUFFIX "-1K" TO PART NUMBER. (i.e. 3000H63E-4-1K)
  7. FOR STANDARD REELING SEE FIGURE 1.
  8. FOR REVERSE REELING ADD SUFFIX "R" TO PART NUMBER. (i.e. 3000H63E-4R) SEE FIGURE 2.



**ARK-LES**  
**UNCONTROLLED**

FABRICATED TERMINAL STRIP

SCALE 1=1

STANDARD REELING  
(I.E. 3000H63E-4)

REVERSE REELING  
(I.E. 3000H63E-4R)

FIGURE 1

FIGURE 2

			PROD. REL.	1967-68	TOLERANCES UNLESS OTHERWISE SPECIFIED:
			QUOTE REL.		DECIMALS ±.010   METRIC ±0.25mm   ANGLES ±1°
			DR: B J CARUTHERS	5/8/95	MATERIAL: SEE TABLE
			CHK'D: R.W.T.	5-24-99	FINISH: SEE TABLE
Y	REVISED PER ECR #11773	5/19/99	RT	APP: COR 5/28/99	PART NO: 3000H63E/-4
W	REVISED & REDRAWN PER ECR #10442	5/8/95	BJC	SUPERCEDES DWG. DATED: 3/18/93	
REV.	DESCRIPTION	DATE	DR.	SCALE: 4=1	CAD NO: BT00053