

DEPT	
1	1
2	
3	
4	2
5	
6	
7	
8	
9	
10	
11	
12	
NC	
JZ	

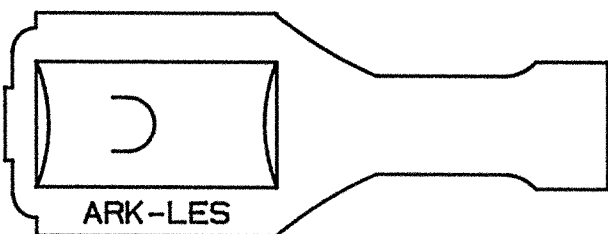
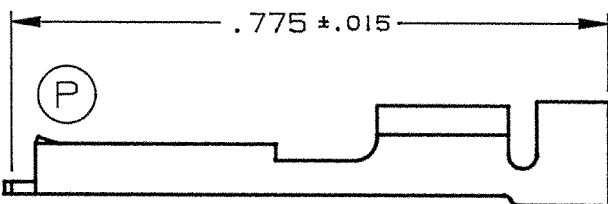
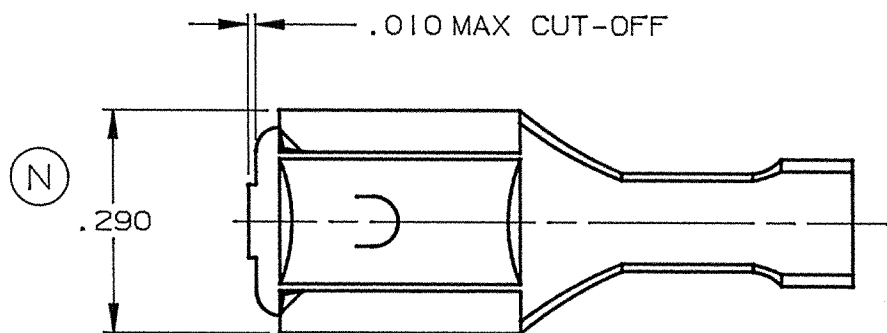
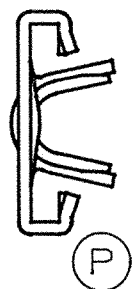
PART NAME:

FEMALE TERMINAL

PART NO:

3000H63E/-6

PART NO.	MATERIAL	FINISH
3000H63E-6	.016 THICK BRASS	PRETINNED
3000H63EB-6	.016 THICK BRASS	NONE

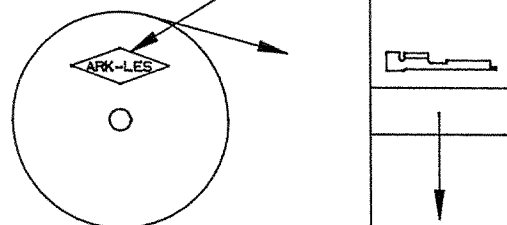


(N)

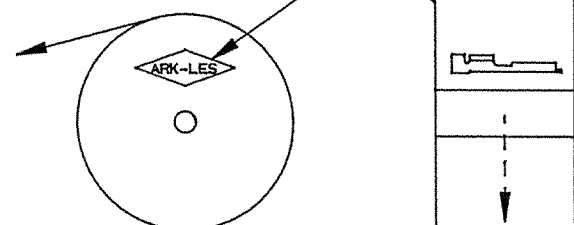
NOTES:

1. TO ACCEPT A .250 X .032 MALE TAB.
2. TO ACCOMMODATE #18 - #22 GAUGE WIRE.
3. INSULATION DIAMETER RANGE: .040 - .090.
4. RECOMMENDED STRIP LENGTH: 7/32 ± 1/32.
5. INSERTION/WITHDRAWAL FORCES TO COMPLY WITH UL 310.
6. FOR LOOSE PIECE PARTS ADD SUFFIX "-1K" TO PART NUMBER. (i.e. 3000H63E-6-1K)
7. FOR STANDARD REELING SEE FIGURE 1.
8. FOR REVERSE REELING ADD SUFFIX "R" TO PART NUMBER. (i.e. 3000H63E-6R) SEE FIGURE 2.

ARK-LES LETTERING THIS SIDE



ARK-LES LETTERING THIS SIDE

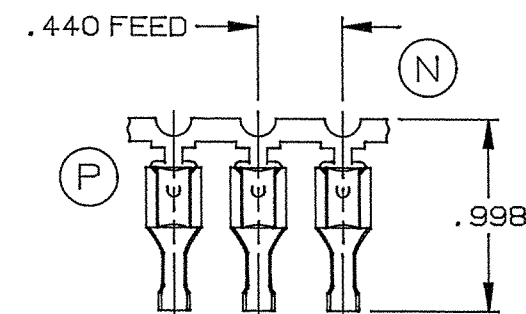


STANDARD REELING  
(I.E. 3000H63E-6)

FIGURE 1

REVERSE REELING  
(I.E. 3000H63E-6R)

FIGURE 2



ARK-LES  
UNCONTROLLED

FABRICATED TERMINAL STRIP

SCALE 1=1

			PROD. REL.	PER DW	8/31/71	RT	TOLERANCES UNLESS OTHERWISE SPECIFIED:		
			QUOTE REL.				DECIMALS ±.010	METRIC ±0.25mm	ANGLES ±1°
			DR:	B J CARUTHERS		5/9/95	MATERIAL: SEE TABLE		
			CHK'D:	R.W.T.		5-24-99	FINISH: SEE TABLE		
P	REVISED PER ECR •11773	5/20/99	RT	APP: COR		5/28/99	PART NO: 3000H63E/-6		
N	REVISED & REDRAWN PER ECR •10442	5/9/95	BJC	SUPERCEDES DWG. DATED:		3/23/93			
REV.	DESCRIPTION	DATE	DR.	SCALE: 4=1	CAD NO: BT00056				