

DEPT	
1	1
2	
3	
4	2
5	
6	
7	
8	
9	
10	
11	
12	
NC	
JZ	

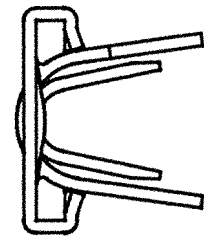
PART NAME:

FEMALE TERMINAL

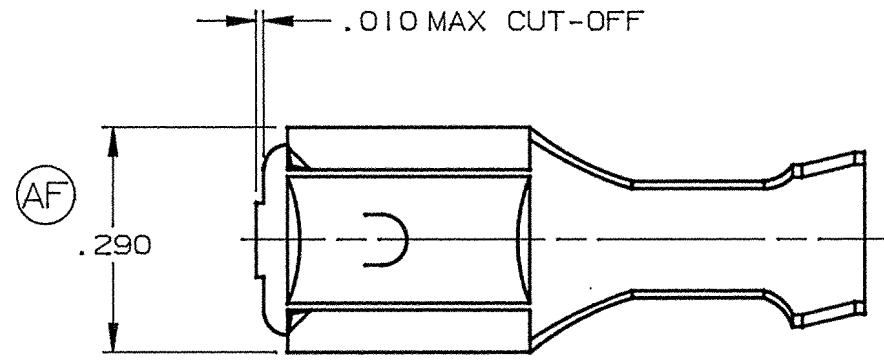
PART NO:

3000H63E/F

PART NO.	MATERIAL	FINISH
3000H63E	.016 THICK BRASS	PRETINNED
3000H63EB	.016 THICK BRASS	NONE
3000H63F	.016 THICK BRASS	SILVER PLATE

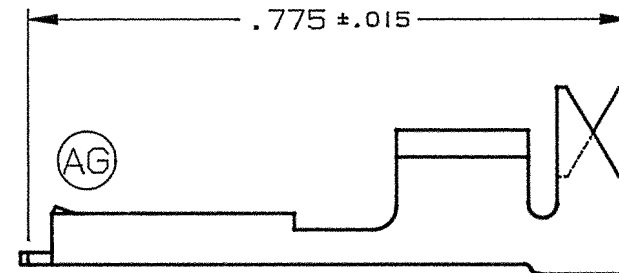


(AG)

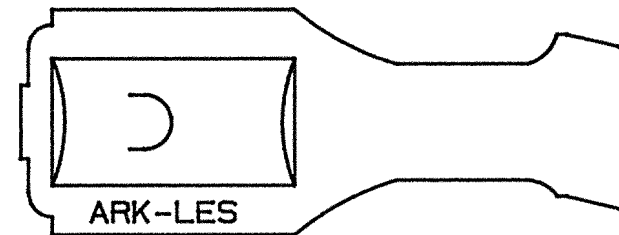


(AF)

(AG)



(AG)



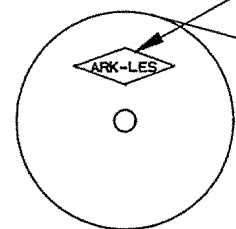
ARK-LES

(AF)

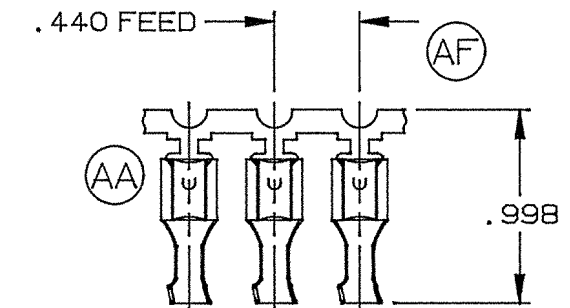
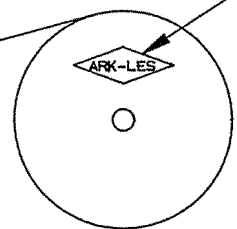
NOTES:

1. TO ACCEPT A .250 X .032 MALE TAB.
2. TO ACCOMMODATE #14 - #20 GAUGE WIRE.
3. INSULATION DIAMETER RANGE: .075 - .175.
4. RECOMMENDED STRIP LENGTH: 7/32 ± 1/32.
5. INSERTION/WITHDRAWAL FORCES TO COMPLY WITH UL 310.
6. FOR LOOSE PIECE PARTS ADD SUFFIX "-1K" TO PART NUMBER. (i.e. 3000H63E-1K)
7. FOR STANDARD REELING SEE FIGURE 1.
8. FOR REVERSE REELING ADD SUFFIX "R" TO PART NUMBER. (i.e. 3000H63ER) SEE FIGURE 2.

ARK-LES LETTERING THIS SIDE



ARK-LES LETTERING THIS SIDE



(AA)

(AF)

.998

ARK-LES
UNCONTROLLED

FABRICATED TERMINAL STRIP

SCALE 1=1

STANDARD REELING
(I.E. 3000H63E)

FIGURE 1

REVERSE REELING
(I.E. 3000H63ER)

FIGURE 2

				PROD. REL.	1967-68	TOLERANCES UNLESS OTHERWISE SPECIFIED:		
				QUOTE REL.		DECIMALS ±.010	METRIC ±0.25mm	ANGLES ±1°
				DR:	B J CARUTHERS 5/3/95	MATERIAL: SEE TABLE		
				CHK'D:	R.W.T. 5-21-99	FINISH: SEE TABLE		
AG	REVISED PER ECR #11773	5/18/99	RT	APP:	COR 5/28/99	PART NO: 3000H63E/F		
AF	REVISED & REDRAWN PER ECR #10442	5/3/95	BJC	SUPERCEDES DWG. DATED:	3/17/93			
REV.	DESCRIPTION	DATE	DR.	SCALE: 4=1	CAD NO: BT00051			