

DEPT	
1	1
2	
3	
4	1
5	
6	
7	
8	
9	
10	
11	
12	
NC	
JZ	
DW	

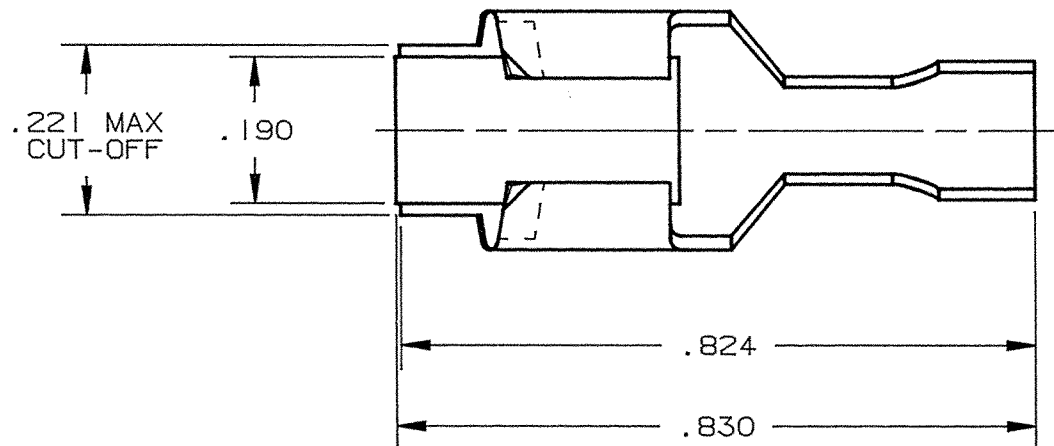
PART NAME:

TERMINAL - FEMALE

PART NO:

3000H86A/-4

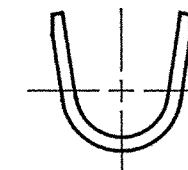
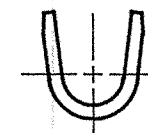
(A)



PART NO.	MATERIAL	FINISH
3000H86A-4	.018 THICK BRASS	PRETINNED
3000H86AB-4	.018 THICK BRASS	NONE

NOTES:

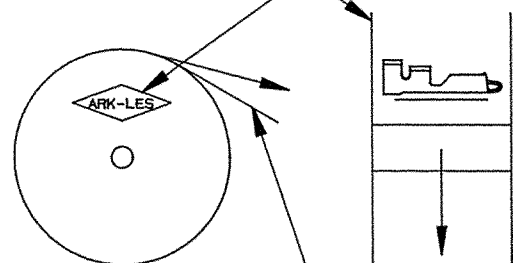
1. TO ACCEPT A .250 X .032 MALE TAB.
2. TO ACCOMMODATE #16-#20 GAUGE WIRE.
3. INSULATION DIAMETER RANGE: .075 - .125.
4. RECOMMENDED STRIP LENGTH: 3/16 ± 1/32.
5. FOR LOOSE PIECE PARTS ADD SUFFIX "-1K" TO PART NUMBER (i.e. 3000H86A-4-1K).



WIRE GRIP

INSULATION GRIP

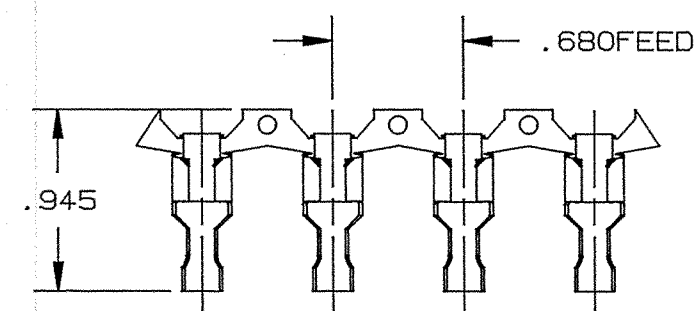
ARK-LES LETTERING THIS SIDE



PAPER INTERLEAVING

REELING DIAGRAM

ARK-LES  
UNCONTROLLED



FABRICATED TERMINAL STRIP

SCALE 1:1

PROD. REL.	JM 7707	5-11-94	R.T.	TOLERANCES UNLESS OTHERWISE SPECIFIED:		
QUOTE REL.				DECIMALS ±.010	METRIC ±0.25mm	ANGLES ±1°
DR:	B J CARUTHERS 4/13/94			MATERIAL: SEE TABLE		
CHK'D:	R.W.T. 9-6-94			FINISH: SEE TABLE		
B	REVISED PER ECR #10280	8/30/94	BJC	PART NO: 3000H86A/-4		
A	PROD. REL PER ECR #10095	4/13/94	BJC	SCALE: 4:1 CAD NO: BT00073		
REV.	DESCRIPTION	DATE	DR.			

ORIGINAL IF RED

(A)