

DEPT	
1	
2	
3	
4	
5	
6	
7	
8	
9	
10	
11	
12	
NC	
JZ	
DW	

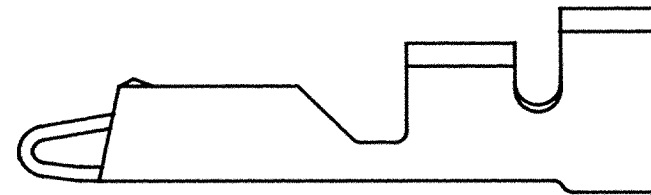
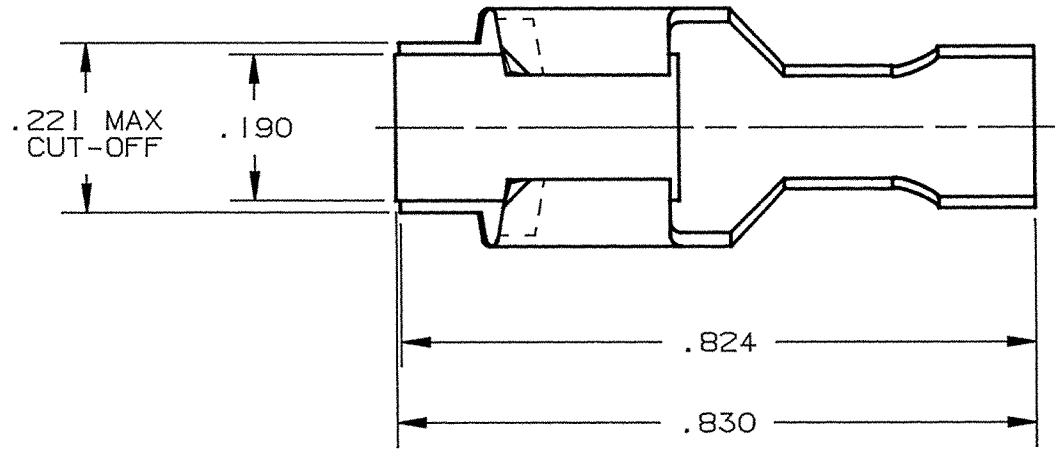
PART NAME:

TERMINAL - FEMALE

PART NO:

3000H86A/

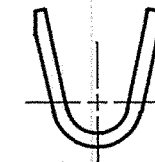
(A)



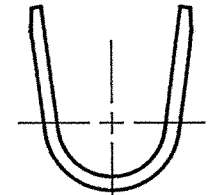
PART NO.	MATERIAL	FINISH
3000H86A	.018 THICK BRASS	PRETINNED
3000H86AB	.018 THICK BRASS	NONE

NOTES:

1. TO ACCEPT A .250 X .032 MALE TAB.
2. TO ACCOMMODATE #12-#16 GAUGE WIRE.
3. INSULATION DIAMETER RANGE: .100 - .150.
4. RECOMMENDED STRIP LENGTH: 3/16 ± 1/32.
5. FOR LOOSE PIECE PARTS ADD SUFFIX "-1K" TO PART NUMBER (i.e. 3000H86A-1K).

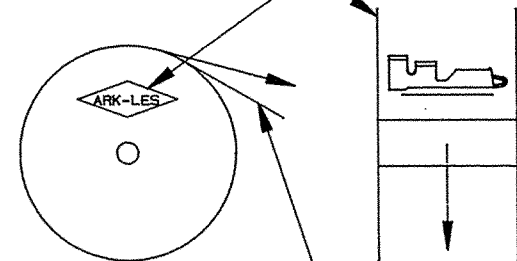


WIRE GRIP



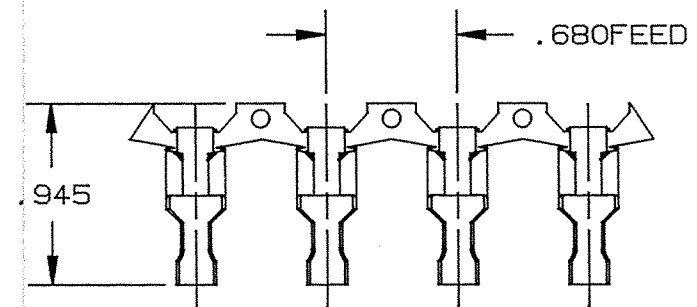
INSULATION GRIP

ARK-LES LETTERING THIS SIDE



PAPER INTERLEAVING

REELING DIAGRAM



FABRICATED TERMINAL STRIP

SCALE 1:1

ARK-LES UNCONTROLLED

				PROD. REL.	JM 7707	5-11-94	R.T.	TOLERANCES UNLESS OTHERWISE SPECIFIED:		
				QUOTE REL.				DECIMALS ±.010	METRIC ±0.25mm	ANGLES ±1°
				DR:	B J CARUTHERS 4/13/94			MATERIAL: SEE TABLE		
				CHK'D:	R.W.T. 9-6-94			FINISH: SEE TABLE		
B	REVISED PER ECR #10280	8/30/94	BJC	APP:	COL 9-13-94			PART NO: 3000H86A/		
A	PROD. REL PER ECR #10095	4/13/94	BJC	SUPERCEDES DWG. DATED:						
REV.	DESCRIPTION	DATE	DR.	SCALE: 4:1	CAD NO: BT00074					

(A)

ORIGINAL IF RED