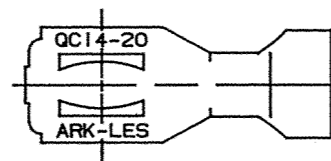
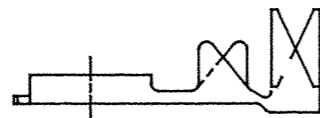
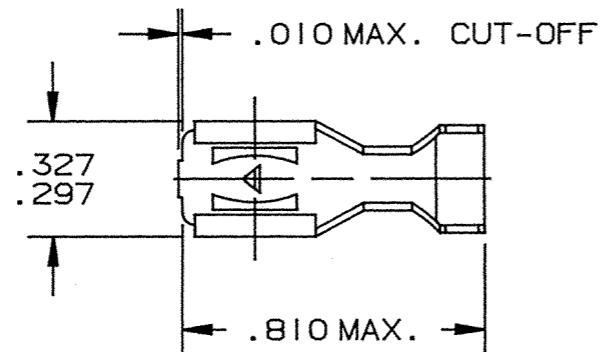


DEPT	
1	I
2	
3	
4	I
5	
6	
7	
8	
9	
10	
11	
12	
NC	
JZ	

PART NAME: TERMINAL, FEMALE

PART NO: 3000H9A/

PART NUMBER	MATERIAL	FINISH	Q.C. STAMP
3000H9A	.020 ±.001 THK. BRASS PRETINNED	SEE MAT'L	YES
3000H9AB	.020 ±.001 THK. BRASS	NONE	YES
3000H9AC	.020 ±.001 THK. BRASS	SILVER PLATE	YES

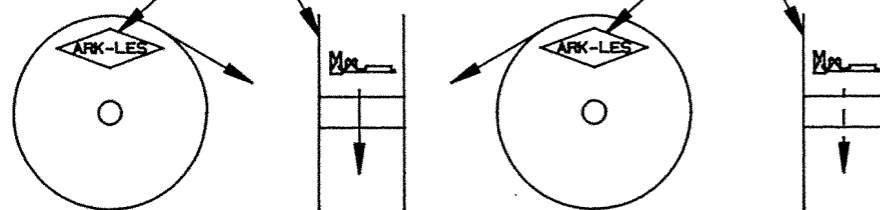


NOTES:

1. TO ACCEPT .250 X .032 MALE TAB.
2. TO ACCOMMODATE #14-#20 GAUGE WIRE.
3. RECOMMENDED STRIP LENGTH: 5/32 ±1/32.
4. INSULATION RANGE: .075-.175 DIA.
5. FOR TERMINALS LOOSE PIECE ADD SUFFIX "-1" TO PART NUMBER (I.E. 3000H9A-1).
6. FOR REVERSE REELING ADD SUFFIX "R" TO PART NUMBER (I.E. 3000H9AR).
7. FOR TERMINALS LESS DIMPLE ADD SUFFIX "-3" TO PART NUMBER (I.E. 3000H9A-3).

ARK-LES LETTERING THIS SIDE

ARK-LES LETTERING THIS SIDE

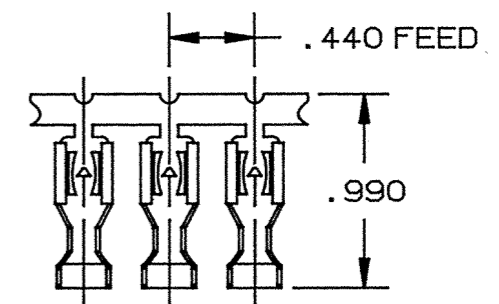


STANDARD REELING
(I.E. 3000H9A)

REVERSE REELING
(I.E. 3000H9AR)

REELING DIAGRAMS

ARK-LES
UNCONTROLLED



FABRICATED TERMINAL STRIP

SCALE: FULL

			PROD. REL.	2-11-53	H.W.B.	TOLERANCES UNLESS OTHERWISE SPECIFIED:		
			QUOTE REL.			DECIMALS ±.010	METRIC ±0.25mm	ANGLES ±1°
			DR:	M. BUMILA	1-4-93	MATERIAL: SEE TABLE		
			CHK'D:	R.W.T.	1-5-93	FINISH: SEE TABLE		
			APP:	Bishop	1-7-93	PART NO: 3000H9A/		
P	REVISED & REDRAWN PER ECR #9439	1-4-93	M.B.	SUPERCEDES DWG. DATED:	4-11-74			
REV.	DESCRIPTION	DATE	DR.	SCALE: 2X	CAD NO: BT00045			

ORIGINAL IF RED